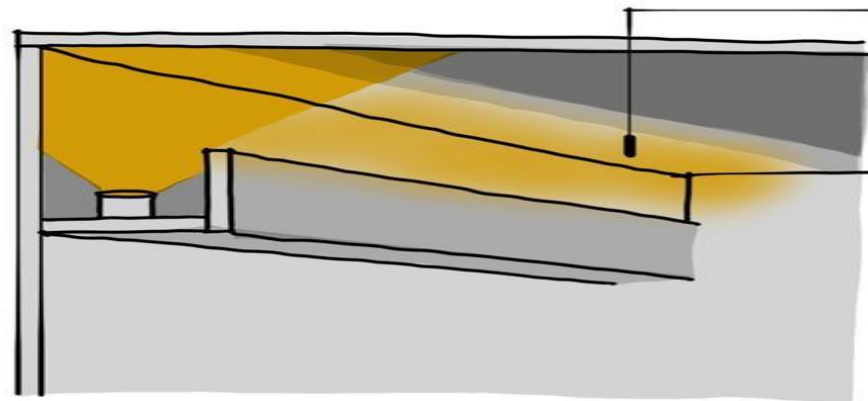
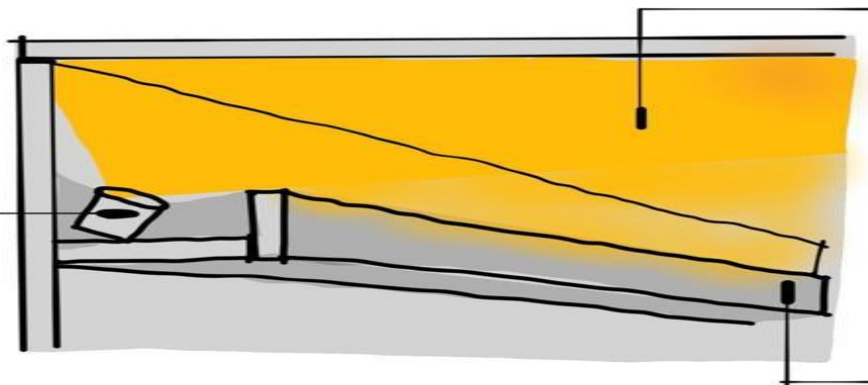


TIPS ON ARCHITECTURE

COVE LIGHTING



UNWANTED
SUDDEN
CONTRAST



LIGHT HAS
SPACE TO
FADE
SMOOTHLY

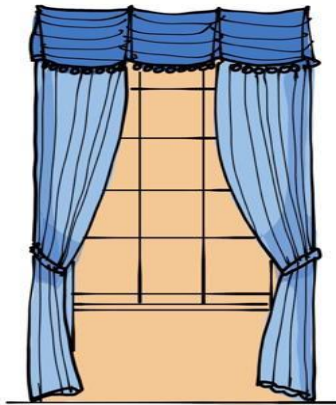


TILTED
LIGHT

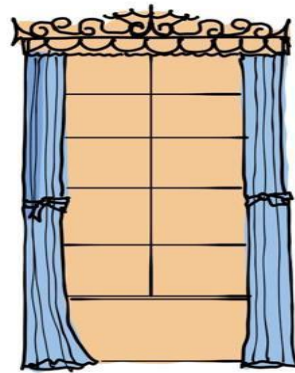
COVE SITS
DEEPER

WINDOW TREATMENTS

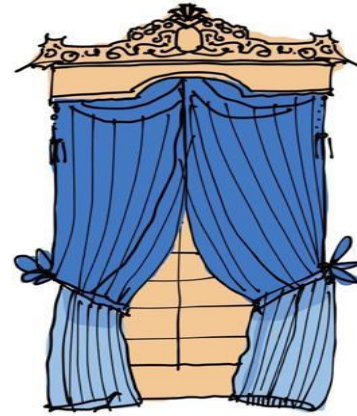
@07SKETCHES




GEORGIAN



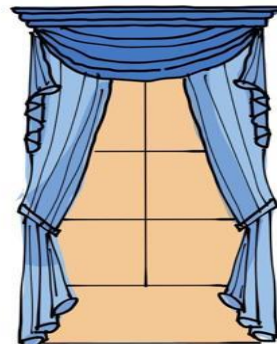
LATE GEORGIAN



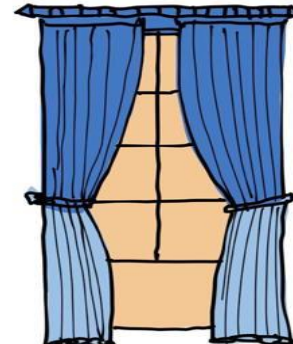
VICTORIAN



VICTORIAN



DIRECTOIRE



DIRECTOIRE

STAIRCASE WIDTHS

@07SKETCHES



1- PERSON - PRIVATE



1-2 PEOPLE - PUBLIC



2 PEOPLE

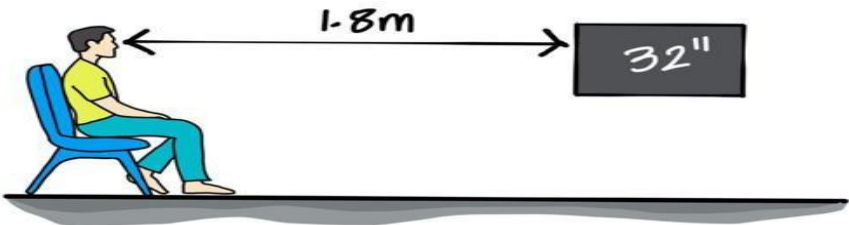
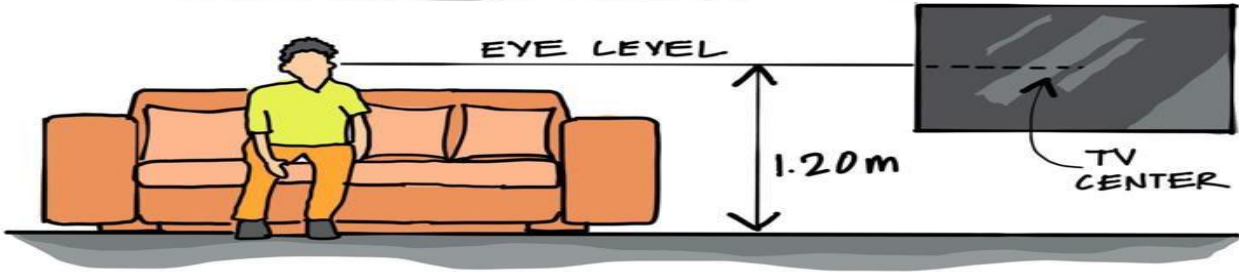
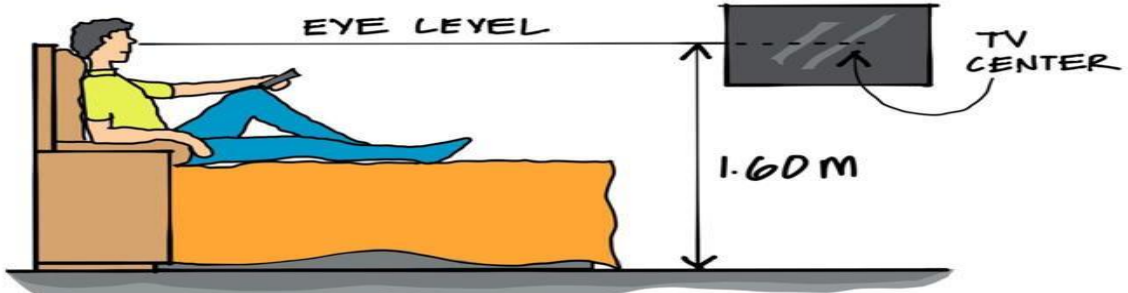


2 PEOPLE - COMFORTABLE

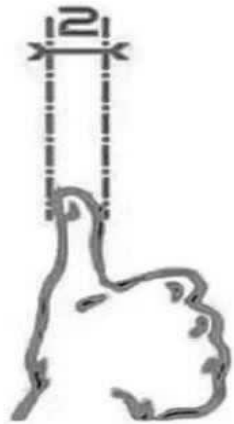
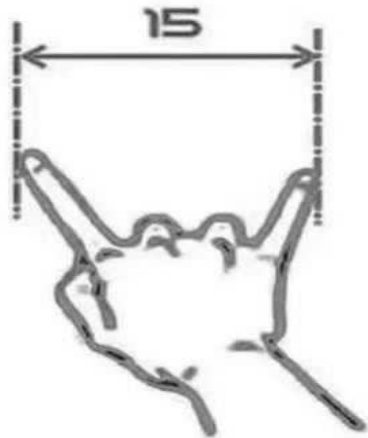
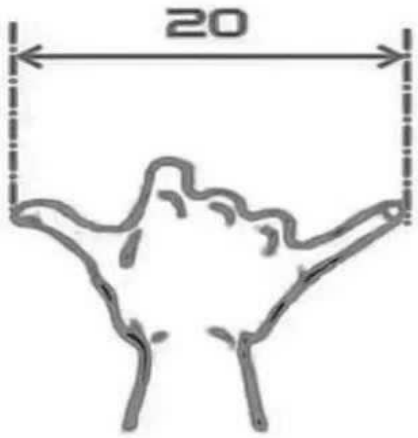



3 PEOPLE

TV HEIGHT & DISTANCE



- FOR 40" → 2.4m
- FOR 50" → 2.8m
- FOR 60" → 3.4m
- FOR 70" → 3.8m



	WATER FITTINGS			SANITARY FITTINGS	
 COUPLING	 COUPLING REDUCER	 COMPRESSION COUPLING	 BUSHING REDUCER	 CLEAN OUT W/O RING	 COUPLING
 TEE	 TEE REDUCER	 THREADED TEE	 ELBOW 45°	 ELBOW 90°	 SPIGOT ELBOW
 ELBOW REDUCER	 90/45° ELBOW	 ELBOW THREAD	 TEE	 TEE REDUCER	 WYE REDUCER
 CROSS TEE	 BUSHING UNION REDUCER PATENTE	 END CUP	 CROSS TEE	 REDUCER COUPLING	 WYE
 THREAD PLUG	 F/M ADAPTOR	 BALL VALVE	 P-TRAP	 U-TRAP/BEND	 CROSS WYE